



**ALBIN**



**T**he call of the sea. In the summer, when its call is most insistent. Warm winds. Waves shimmering in the sunlight. Peace and contentment. The call of an angrier sea. Waves and wind tearing at the boat. At a boat proud enough to ride the seas.


Balmy summer days are memorised as snaps. Days on the tumbling waves will later make a gripping yarn. And your contentment is rounded off if your boat is truly a home away from home.





Albin Marin has a range of eight boats to meet the needs of most yachtsmen. Albin 57 is a sailing boat which can easily be towed on the trailer behind your car, Albin Viggen is a sailing boat for the "addicted", Albin Vega is the classical Albin boat, Albin 79 is the swift 1/4 tonner, Albin Ballad is the family ocean racer, Albin 25 is the motor boat for the family man, Albin 30 is the representative motor boat and Albin 82 MS is a true motor sailer.

Sailing boat, motor boat or motor sailer — whatever your type of boat, Albin Marin offers you much more boat and much more pleasure for its price.





# ALBIN 57





ALBIN VIGGEN





ALBIN 79





ALBIN VEGA





# ALBIN BALLAD





# ALBIN 82 MS





ALBIN 25





ALBIN 30





## ALBIN 57

This is an entirely new design approach for small sailing boats. Although 5.7 metres long, she has four 2-metre bunks below deck. Owing to the drop keel, the draught can be reduced from 1.30 m to no more than 0.60 m. Its design renders the Albin 57 eminently suitable for towing on a trailer.



### Technical data

|                  |                     |           |
|------------------|---------------------|-----------|
| L. O. A.         | 5.74 m              | 18' 10"   |
| L. W. L.         | 5.00 m              | 16' 5"    |
| Beam             | 2.41 m              | 7' 11"    |
| Draft, ca        |                     |           |
| keel down        | 1.30 m              | 4' 3"     |
| keel up          | 0.60 m              | 2'        |
| Displacement, ca | 800 kg              | 1764 lbs  |
| Keel weight, ca  | 255 kg              | 562 lbs   |
| Berths           | 4                   |           |
| Sail area, ca    | 15.5 m <sup>2</sup> | 167 sq ft |
| Main sail        | 9 m <sup>2</sup>    | 97 sq ft  |
| Jib              | 6.5 m <sup>2</sup>  | 70 sq ft  |

Designer: Rolf Magnusson

## ALBIN VIGGEN

Another sailing boat designed by Per Brohäll. A light ocean cruiser which has become a concept in itself. The Viggen is a roomy all-round sailer, particularly designed for those who wish to sail with their family. Her performance under sail will leave little to desire, particularly on a longer journey.



### Technical data

|                         |                     |           |
|-------------------------|---------------------|-----------|
| L. O. A.                | 7.1 m               | 23' 4"    |
| L. W. L.                | 6.0 m               | 19' 8"    |
| Beam                    | 2.24 m              | 7' 4"     |
| Draft, ca               | 1.11 m              | 3' 8"     |
| Displacement, ca        | 1400 kg             | 3090 lbs  |
| Keel weight, ca         | 600 kg              | 1320 lbs  |
| Berths                  | 4                   |           |
| Rated sail area IOR, ca | 25.3 m <sup>2</sup> | 273 sq ft |
| Main sail               | 10.2 m <sup>2</sup> | 110 sq ft |
| Jib No. 1               | 10.0 m <sup>2</sup> | 108 sq ft |
| IOR Rating, approx.     | 5.95 m              | 19.6 ft   |

Designer: Per Brohäll



## ALBIN 79

The 1/4 tonner for those who long for thoroughbred performance. The inboard engine is located well forward, and this contributes her fine balance when the crew is in the cockpit. The Swedish designer Rolf Magnusson has successfully combined features which appeal to the racing enthusiast with the demands of the family man, in a boat with attractive lines.

### Technical data

|                                   |                     |           |
|-----------------------------------|---------------------|-----------|
| L. O. A.                          | 7.90 m              | 25' 11"   |
| L. W. L.                          | 6.10 m              | 20'       |
| Beam                              | 2.66 m              | 8' 9"     |
| Draft, ca                         | 1.40 m              | 4' 7"     |
| Displacement, ca                  | 1900 kg             | 4200 lbs  |
| Keel weight, ca                   | 700 kg              | 1540 lbs  |
| Berths                            | 4                   |           |
| Rated sail area IOR, ca           | 30.8 m <sup>2</sup> | 331 sq ft |
| Main sail                         | 11.2 m <sup>2</sup> | 120 sq ft |
| Genoa No. II                      | 18.0 m <sup>2</sup> | 193 sq ft |
| Engine: Volvo Penta 1-cyl. diesel |                     |           |
| MD 5 A                            | 5.5 kW              | 7.5 hp    |
| IOR Rating, approx.               | 5.5 m               | 18.0 ft   |
| Designer: Rolf Magnusson          |                     |           |



## ALBIN VEGA

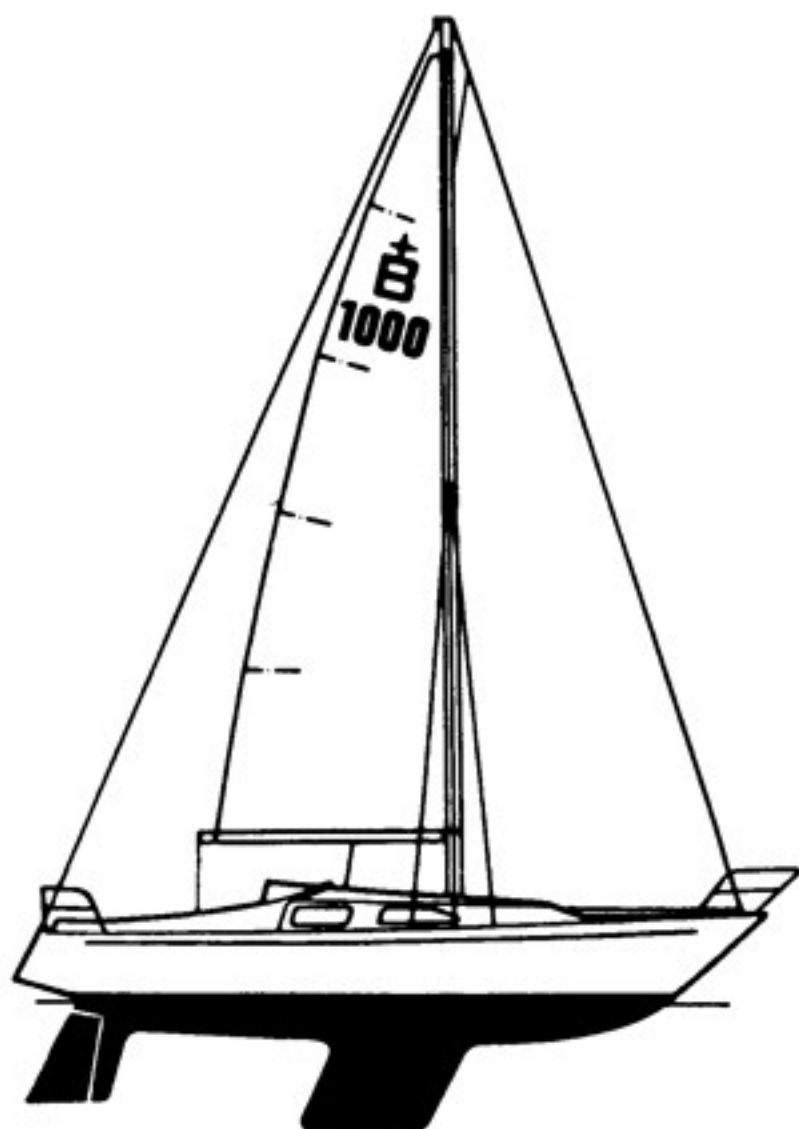
Per Brohäll, the well-known Swedish boat designer, has produced this legendary and still up-to-date design for Albin Marin. This family sailer has generous and well-planned below-decks space. A reliable ocean cruiser, popular throughout the world. More than 3000 boats (1976) have been made to this popular design.

### Technical data

|                                   |                     |           |
|-----------------------------------|---------------------|-----------|
| L. O. A.                          | 8.25 m              | 27' 1"    |
| L. W. L.                          | 7.00 m              | 23'       |
| Beam                              | 2.46 m              | 8'        |
| Draft, ca                         | 1.17 m              | 3' 10"    |
| Displacement, ca                  | 2300 kg             | 5070 lbs  |
| Keel weight, ca                   | 915 kg              | 2020 lbs  |
| Berths                            | 4                   |           |
| Rated sail area IOR, ca           | 31.7 m <sup>2</sup> | 341 sq ft |
| Main sail                         | 14.8 m <sup>2</sup> | 159 sq ft |
| Jib No. 1                         | 13.5 m <sup>2</sup> | 145 sq ft |
| Engine: Volvo Penta 2-cyl. diesel |                     |           |
| IOR Rating, approx.               | 6.56 m              | 21.5 ft   |
| Designer: Per Brohäll             |                     |           |





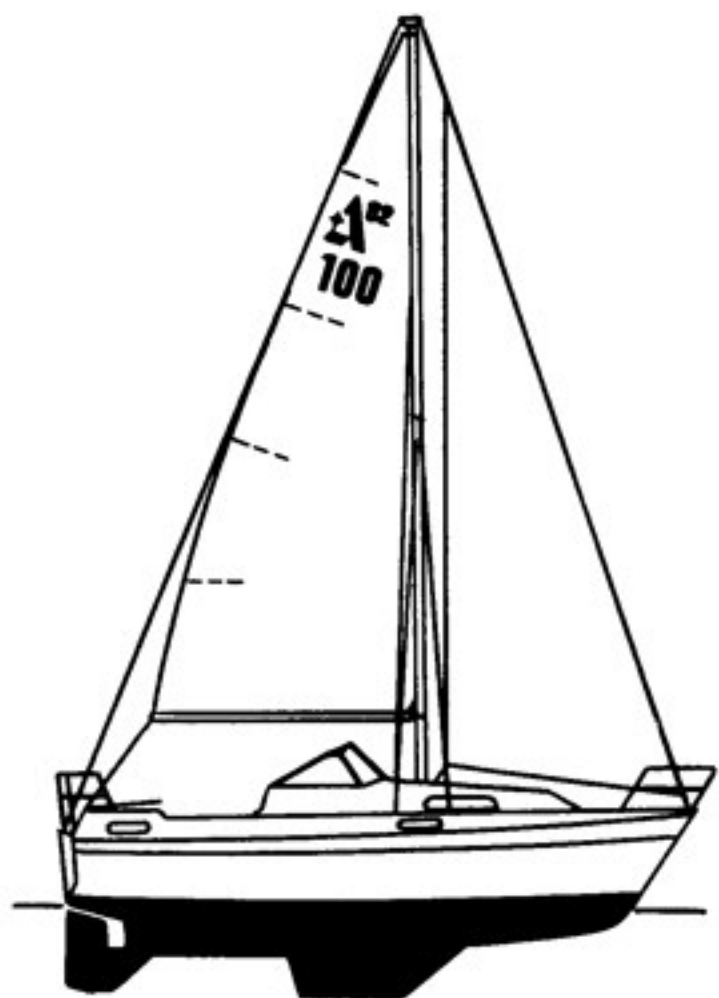


## ALBIN BALLAD

The successes of the Ballard in racing have proved that performance can be incorporated to a roomy and safe family sailer. In spite of her weight and sail area, she is easy to sail. More than 1200 Albin Ballard boats have been built (1976).

### Technical data

|                                   |                     |           |
|-----------------------------------|---------------------|-----------|
| L. O. A.                          | 9.14 m              | 29' 11"   |
| L. W. L.                          | 6.90 m              | 22' 7"    |
| Beam                              | 2.96 m              | 9' 8"     |
| Draft, ca                         | 1.55 m              | 5' 1"     |
| Displacement, ca                  | 3300 kg             | 7280 lbs  |
| Keel weight, ca                   | 1550 kg             | 3420 lbs  |
| Berths                            | 5                   |           |
| Rated sail area IOR, ca           | 44.0 m <sup>2</sup> | 473 sq ft |
| Main sail                         | 15.9 m <sup>2</sup> | 171 sq ft |
| Genoa No. II                      | 25.2 m <sup>2</sup> | 271 sq ft |
| Engine: Volvo Penta 2-cyl. diesel |                     |           |
| IOR Rating, approx.               | 6.6 m               | 21.7 ft   |
| Designer: Rolf Magnusson          |                     |           |



## ALBIN 82 MS

The boat which is a true motor-sailer. Easy to sail and stable. Self tending jib. A roomy floating home. Economical under power. The accumulated experience of Per Brohäll is incorporated into the first motor-sailer from Albin Marin, which has already become successful in Scandinavia.

### Technical data

|  |                     |           |
|--|---------------------|-----------|
| L. O. A.                                   | 8.20 m              | 26' 11"   |
| Beam                                       | 2.84 m              | 9' 9"     |
| Draft, ca                                  | 1.20 m              | 3' 11"    |
| Displacement, ca                           | 3400 kg             | 7496 lbs  |
| Keel weight, ca                            | 900 kg              | 1984 lbs  |
| Berths                                     | 6                   |           |
| Sail area, ca                              | 30 m <sup>2</sup>   | 323 sq ft |
| Main sail                                  | 17.0 m <sup>2</sup> | 183 sq ft |
| Jib  | 13.0 m <sup>2</sup> | 140 sq ft |
| Engine: Volvo Penta 3-cyl. diesel, MD 17 C | 26 kW               | 35 hp     |
| Speed, approx.                             | 7.5 knots           |           |
| Designer: Per Brohäll                      |                     |           |




# ALBIN 25

The motor boat which has survived all changes in fashion, owing to her sound basic design. The forward and aft cabins eliminate the cramped feeling and provide privacy. The Albin 25 has served as a floating summer cottage to thousands of people in many countries. Per Brohäll has again created a boat which is entirely in line with the aspirations of Albin Marin to produce boats which are truly worth their price.

## Technical data

|                              |                 |          |
|------------------------------|-----------------|----------|
| L. O. A.                     | 7.6 m           | 25'      |
| Beam                         | 2.6 m           | 8' 6"    |
| Draft, ca                    | 0.7 m           | 2' 4"    |
| Displacement, ca             | 1750 kg         | 3860 lbs |
| Berths                       | 4               |          |
| Engine: Volvo Penta 3-cyl.   |                 |          |
| diesel MD 17 C               | 26 kW           | 35 hp    |
| Speed, approx.               | 10 knots        |          |
| Fuel consumption at cruising |                 |          |
| speed (2300 rpm), ca         | 7 l/h, 1.5 Imp. |          |
|                              | galls/h, 1.8 US |          |
|                              | galls/h.        |          |

Designer: Per Brohäll



# ALBIN 30

A 30-foot motor cruiser designed for the buyer who makes strict demands on strength, space and an exclusive boat design. An elegant boat without showiness, with emphasis on functional features. Albin 30 includes numerous refinements which will be appreciated by the demanding boat enthusiast.


## Technical data

|                              |                  |
|------------------------------|------------------|
| L. O. A.                     | 9.20 m           |
| Beam                         | 3.18 m           |
| Draft, ca                    | 0.82 m           |
| Displacement, ca             | 3800 kg          |
| Berths                       | 6                |
| Engine: Perkins H6-354 M     |                  |
|                              | 84.5 kW 115 hp   |
| Speed, approx.               | 14 knots         |
| Fuel consumption at cruising |                  |
| speed (2500 rpm), ca         | 20 l/h, 4.4 Imp. |
|                              | galls/h, 5.3 US  |
|                              | galls/h          |

Designer: Per Brohäll







S-68101 KRISTINEHAMN, SWEDEN  
Telephone (0550) 15660 • Telex 66116  
Telegram Larstrade