



Albin Vega

Few boats have been involved as much as Albin Vega. She has been sailed and tested by family sailors, racing yachtsmen and "round-the-world" sailors.

Her sailing qualities and comfort have made her famous and sought after. Today throughout the world there are nearly 3500 examples.

Naturally there have been developments during the years. Features have been added, others improved. Here, for example, Vega has a completely new galley and a refreshing, attractive colour scheme, but basically she is, of course, the same solid, reliable boat as always. Long keeled, easily handled and comfortable.

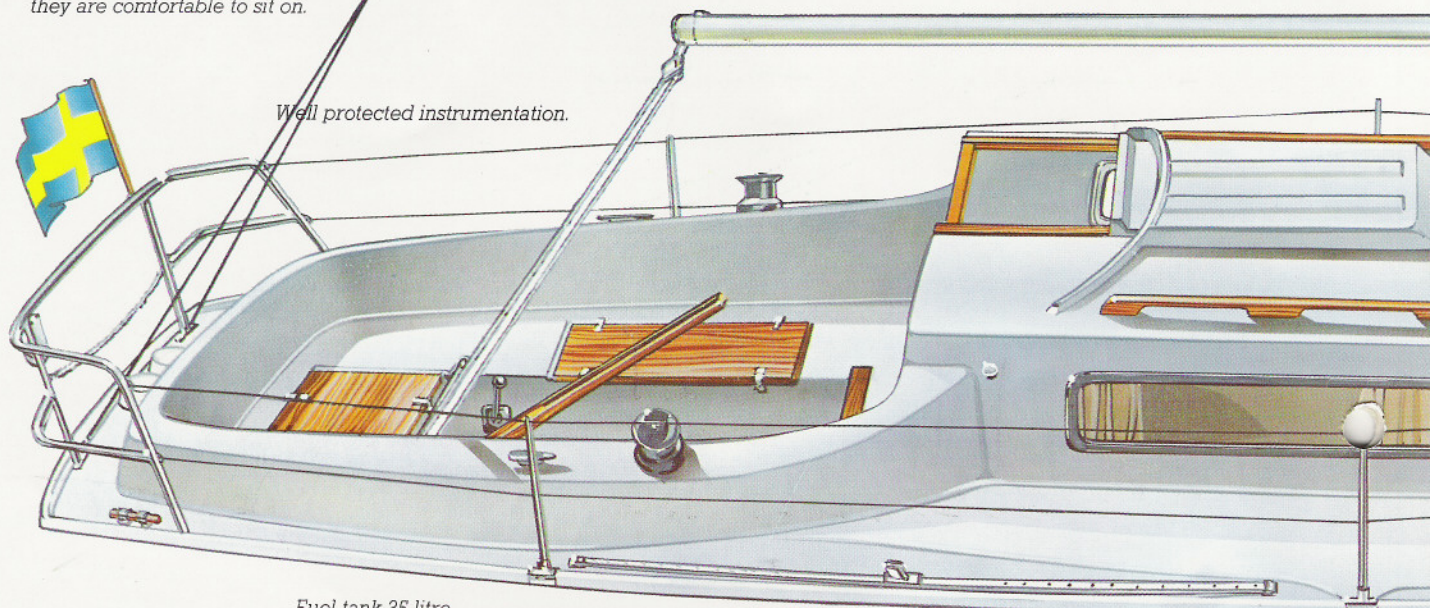


Calculated cockpit width provides good foot support when sailing.

Mainsail with through mast reefing.


The coamings are shaped so that they are comfortable to sit on.

Well protected instrumentation.



Fuel tank 35 litre
(7.7 imp. gals. = 9.25 US gals.).

Bathing and
safety ladder.



The beam imparts stability
to the boat.

Garbage bin behind sliding door.

Volvo Penta diesel — 13 hp.
The engine is rubber mounted
and located in a well insulated
engine compartment.

Halyard winch.

Well-thought-out ventilation.

All stainless steel hardware
is made from high quality
Swedish steel.

Regulation navigation
lights.

Non-slip surfaces.

Reading lamp above each berth.

Exceptionally spacious forepeak.

Fresh water tank 65 litre (14.2 imp.
gals. = 17.2 US gals.).

MYDSAM

Hull designed to give dry and
comfortable sailing.

Long keel giving greater directional
stability, only 1.17 m (3'10") draft.

DATA:

| | |
|--------------|-----------------------------------|
| LOA | 8.25 m (27' 1") |
| LWL | 7.00 m (23') |
| Beam | 2.46 m (8') |
| Draft | 1.17 m (3' 10") |
| Displacement | 2300 kg (5070 lbs.) |
| Keel-weight | 915 kg (2020 lbs.) |
| Mainsail | 14.8 m ² (159 sqft) |
| Jib No. 1. | 13.5 m ² (145 sqft) |
| Engine | Volvo Penta diesel 9.6 kW (13 hp) |

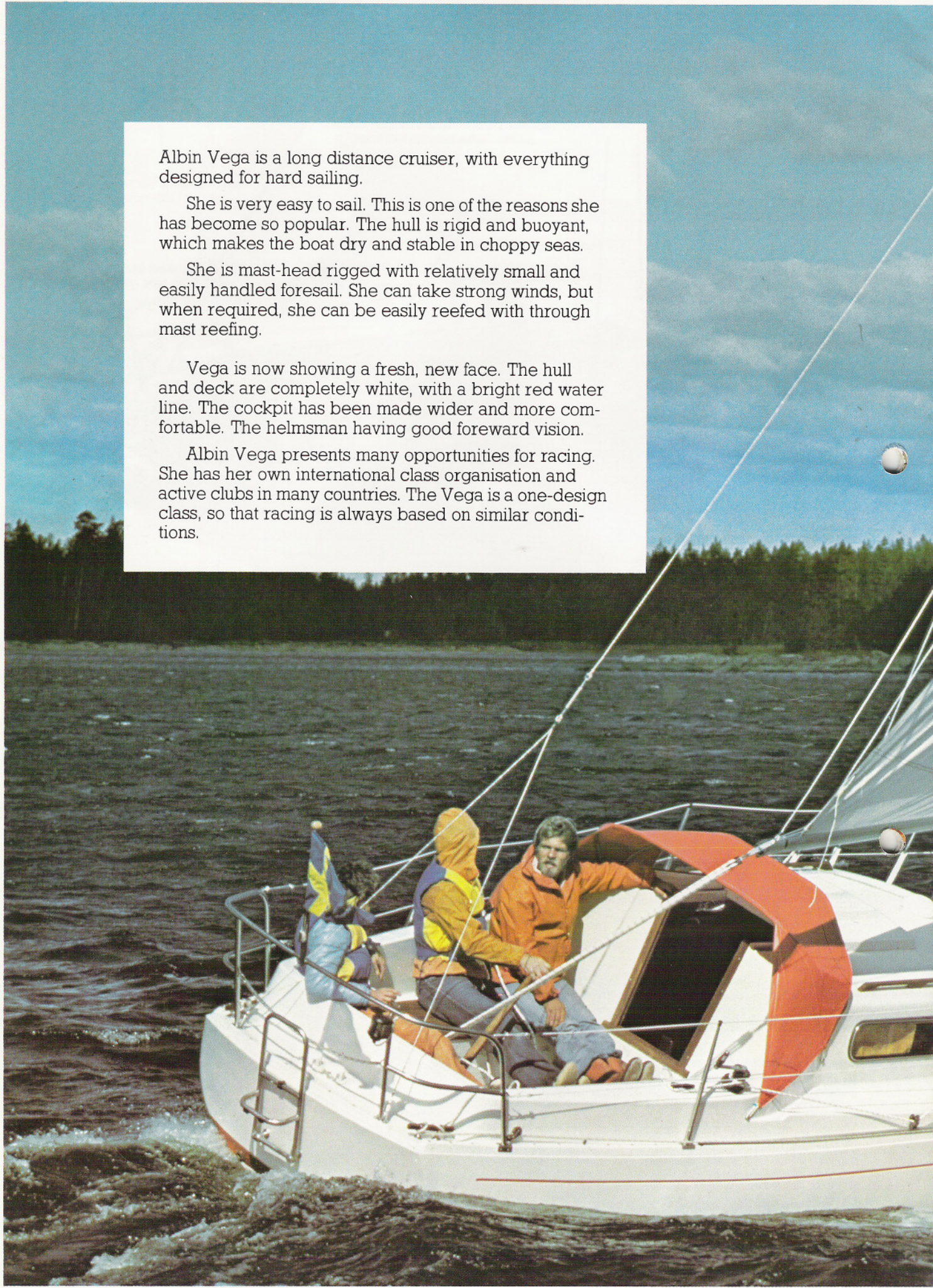
Albin Vega is a long distance cruiser, with everything designed for hard sailing.

She is very easy to sail. This is one of the reasons she has become so popular. The hull is rigid and buoyant, which makes the boat dry and stable in choppy seas.


She is mast-head rigged with relatively small and easily handled foresail. She can take strong winds, but when required, she can be easily reefed with through mast reefing.

Vega is now showing a fresh, new face. The hull and deck are completely white, with a bright red water line. The cockpit has been made wider and more comfortable. The helmsman having good forward vision.

Albin Vega presents many opportunities for racing. She has her own international class organisation and active clubs in many countries. The Vega is a one-design class, so that racing is always based on similar conditions.





The photograph captures the interior of the Albin Vega saloon, focusing on the galley area. In the foreground, a woven basket filled with several loaves of bread sits on a wooden surface. Behind it, the galley features a wooden countertop with a stainless steel sink and a chrome faucet. On the counter, there is a copper pot, a lemon, and some other kitchen items. Above the counter, a large wooden cabinet door is visible. To the left, a yellow curtain hangs from a rod. The overall atmosphere is warm and functional, with extensive wood paneling.

The Albin Vega saloon is light and airy, with two berths that comfortably seat eight people around the table. There are stowage compartments below and above the berths as well as behind the padded backrests. The space under the berths is easily accessible via sliding doors.

The galley in the Vega is U-shaped and located under the bridge deck and on both sides of the saloon. It is very practical, with a comfortable working height, large working surfaces and many lockers and compartments for food and utensils. The galley has full standing height.

The working surfaces in the galley also double as a navigation table.

The forepeak is exceptionally spacious – even larger than many bigger boats, because of the coach roof and full hull design. There are two berths in the forepeak and large storage spaces. The sole extends half way between the berths and further contributes to a freedom of movement. Between the forepeak and the saloon there is a wardrobe and toilet compartment.





ALBIN MARINE INTERNATIONAL

Box 196, S-681 01 KRISTINEHAMN 1, Sweden. Telefon: 46 55015660.